

Best Practices For Apps on Pages

Schoolwires® Centricity2™



Table of Contents

Introduction 1


Apps and Page Layouts Chart Legend 2

Apps and Page Layouts Chart..... 2

Best Practices for Page Layout Regions 3

Introduction

When working with pages, you can change the Page Layout. There are ten layout options from which you may choose.



Some layouts are better suited for certain apps or combinations of apps than others. This document includes a chart illustrating our layout and app recommendations.

We also include suggestions for app placement within each layout region.

Apps and Page Layouts Chart Legend

The legend below is used with the *Apps and Page Layouts Chart*.

- **R (Recommended)**—This is a preferred app and layout combination.
- **L (Some Limitations)**—This app and layout combination may display correctly. If you use the app in the layout, be sure to check to see how the app displays on the end-user website.
- **N (Not Recommended)**—This app and layout combination could be problematic.

Apps and Page Layouts Chart

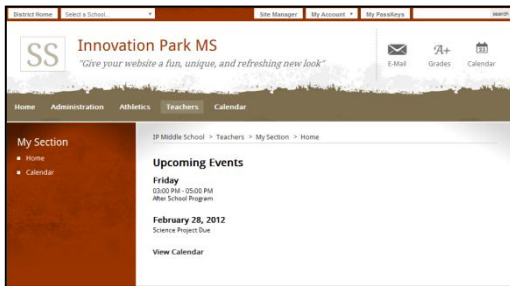
This chart illustrates what apps and layouts work best together. You should always check the end-user website to ensure that the page layout you selected and apps you placed on the page display properly. This chart also addresses stacking apps within a layout and apps appropriate for a home page.

Apps	Layouts											
	One Column	Two Columns	Three Columns	Right Sidebar	Left & Right Sidebar	Two Column Right Sidebar	Two Column Simple	Three Column Simple	Right Sidebar Simple	Left Sidebar Simple	Stack App	Home Pages
Alumni Directory	R	L	L	L	L	L	L	L	L	L	L	L
Announcements	R	L	L	L	L	L	L	L	L	L	L	R
Article Library	R	L	L	L	L	L	L	L	L	L	L	R
Assignment	R	L	L	L	L	N	N	N	L	L	L	N
Blog	R	L	L	L	L	N	N	N	N	N	L	N
Book List	R	L	L	L	L	N	L	N	L	L	L	N
Calendar	R	L	L	L	L	N	N	N	N	N	L	N
Discussion	R	L	L	L	L	N	N	N	N	N	L	N
Facebook Like	R	L	L	L	L	L	L	L	L	L	R	R
File Library	R	L	L	L	L	L	L	L	L	L	L	L
Flex Editor	R	L	L	L	L	L	L	L	L	L	R	L
Furtal	R	N	N	L	N	N	N	N	L	L	L	N
Headlines & Features	R	L	L	L	L	L	L	L	L	L	L	R
Link Library	R	L	L	L	L	L	L	L	L	L	L	L
Maps & Directions	R	L	L	L	L	L	L	L	L	L	L	L
MiniBase	R	L	L	L	L	L	L	L	L	L	L	L
Photo Gallery	R	L	L	L	L	N	L	N	L	L	L	L
Podcast	R	L	L	L	L	N	L	N	L	L	L	L
Q & A	R	L	L	L	L	L	L	L	L	L	L	R
Site Shortcuts	R	L	L	L	L	L	L	L	L	L	L	R
Twitter Share	R	L	L	L	L	L	L	L	L	L	R	R
Upcoming Events	L	L	L	L	L	L	L	L	L	L	L	R
Wiki	R	L	L	L	L	L	L	L	L	L	R	L

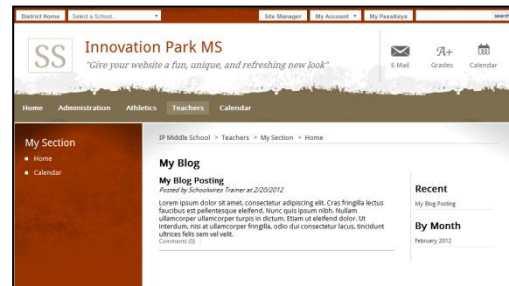
Best Practices for Page Layout Regions

Certain apps display better in certain regions of a Page Layout. For example, a large amount of content within an app placed in a region with limited space will cause the app to display awkwardly. Always check how your page displays on the end-user website. Adjust your Page Layout as necessary in order to provide the best appearance of your content.

- One Column**—With a one column layout, any app you place in the column displays standard web content without issue. This layout is best for apps containing a large amount of content such as blogs or calendars. Apps with less content such as Upcoming Events are better suited for multiple column or sidebar layouts.



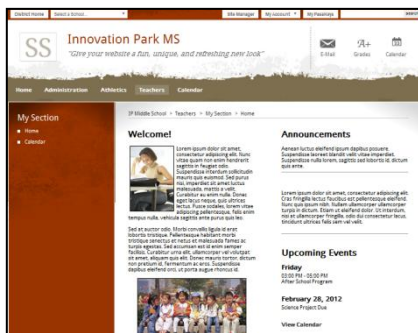
One Column Layout with Upcoming Events



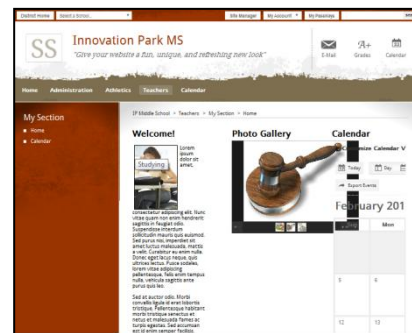
One Column Layout with Blog



- Multiple Columns**—With multiple column layouts, you can place apps in each of the columns on the page. Many apps display well with these layouts. Apps flagged with an **N** in the *Apps and Page Layout Chart* are not recommended for multiple column layouts.



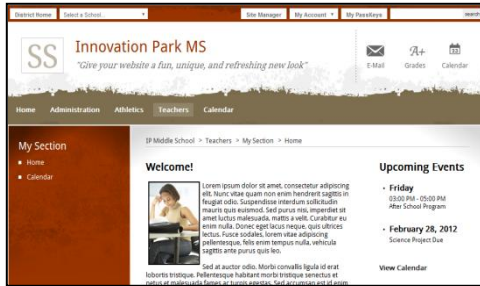
Two Column Layout with Flex Editor, Announcements and Upcoming Events



Three Column Layout with Flex Editor, Photo Gallery and Calendar



- Sidebars**—Sidebars are narrow columns that appear on the left and right sides of a Page Layout and are used in conjunction with columns. Sidebars are well suited for apps that contain a small amount of content such as Upcoming Events or Announcements. Other apps may work well when placed in a sidebar, depending on the size and amount of content within in the app.



Right Sidebar with Flex Editor (main) and Upcoming Events (sidebar)



Right Sidebar with Flex Editor (main) and Blog (sidebar)



- Headers and Footers**—Headers and Footers are one-column regions placed at the top and bottom of a Page Layout. Any app placed in a Header or Footer region displays standard web content without issue. Page Layouts with Header and Footer regions also contain other regions where you place apps.

You might want to avoid placing apps with large amounts of content into the Header or Footer regions as the focus of a page is typically its central region. The Header and Footer regions are best used to accent the central content or to display common information for the page. For example, you might use a Header or Footer region to place a title for the page.